Kindergarten

Week 3, Term 2

11th - 15th May

Peakhurst West Public School

Learning from Home – Early Stage 1

T1-W3	Monday	Tuesday	Wednesday	Thursday	Friday
Task	Can you make your bed?	Can you organise your toys today?	Can you help make lunch today?	How can you help a family member today?	Can you tidy your room?
9:30 to 11:00	**English** **Phonics-** Initial sound recognition letter Q worksheet. Colour the pictures that starts with a 'q' sound. Complete the Letter q Reading Eggs worksheets **Sight words** Week 3 focus:**away, went, into, home, very** Write your sight words on paper in rainbow colours **Read** a book with a family member. Can you find any of your green sight words in the story? Start the tally sheet and continue it this week for each book you read. What other interesting words can you find in the story? **Parent/carer marking of work and feedback**	**English** **Phonics**: Detective work! Draw pictures of words that start with the letter Q. Look around your home/classroom to find ideas Practice your letter q on your handwriting page. **Sight words:** Use your coloured sight words: pink/red/yellow/blue/green to play snap with a family member. Remember to say the words out loud! **Read** a book with a parent/carer. Verbally discuss what happened at the beginning, middle and end of the story. Complete the worksheet **Parent/carer marking of work and feedback**	**English** **Phonics**: Initial sound recognition letter G. Colour the pictures that begin with a 'g' sound.Complete the Letter G Reading Eggs worksheets **Sight words:** Use your coloured sight words: pink/red/yellow/blue/green to play memory with a family member. Remember to say the words out loud! Complete the Green Words Find a Word **Read** a book with a parent/carer. Can you find some punctuation in the story like full stops and capital letters? Maybe an exclamation mark?Talk to your parent/carer about them. **Parent/carer marking of work and feedback**	**English** **Phonics**: Q **Phonics**: -Detective work! Draw pictures of words that start with the letter D. Look around your home to find ideasPractice your letter d on your handwriting page. **Sight words:** Play Green Sight WordTic Tac Toe with a family member. **Read** a book with a family member. How were the characters feeling at the beginning and then at the end of the story? What made them feel this way? Pretend you are packing your lunchbox. What would you like to see inside? Draw / Write about what you would like to see when you open the lid! **Parent/carer marking of work and feedback**	**English** **Phonics**: Look around your home, how many times can you find the letter q and g? Ask a family member to write down your phone number . Practice writing it 5 times. Circle the best one. **Handwriting**: Trace and follow the dotted lines on the bear handwriting sheet. When completed you can colour it in. **Sentence of the day:** Choose a sentence beginning from the Sentence of the Day bundle and complete one with a parent or family member. Write the whole sentence by yourself onto the "sentence of the day" worksheet and draw a picture. Use the checklist to make sure you have a capital letter, full stop and spaces in between the words. **Parent/carer marking of work and feedback**

11:00 to 11:25	Choose an activity from the Family Fun Timetable	Choose an activity from the Family Fun Timetable	Choose an activity from the Family Fun Timetable	Choose an activity from the Family Fun Timetable	Choose an activity from the Family Fun Timetable
11:30 to 12:00	Recess	Recess	Recess	Recess	Recess
12:00 to 1:00	**Mathematics** This week's focus- 3D space discuss the difference between 2 Dimensional space and 3 Dimensional space. 3D space is something that you can physically pick up and move. Detective work- Find 3D objects around your house, explain how you know that these objects are 3D. Draw 4 objects that you found that are 3D. Use the hundreds chart. colour in all the numbers that have a 7. I wonder if you can count how many numbers you found? **Parent/carer marking of work and feedback**	**Mathematics** **Find a:** can of food a box of cereal a ball a piece of paper Discuss the shape of these objects. Where are the flat, curvy and round surfaces. Make a slope eg with a plank of wood, slide, cardboard etc. Will these objects roll? Fill out "does it roll" worksheet. In the first box draw the object you are testing. predict if you think it will move and record if it did move. Number of the day worksheet. Today's number is the number 4. **Parent/carer marking of work and feedback**	**Mathematics** **Find a:** can of food a box of cereal a ball a piece of paper Discuss the shape of these objects. Where are the flat, curvy and round surfaces. Can you find any other curvy, round or flat surfaces in your home? Draw findings on the "3D- Curvy, flat and round" Use the hundreds chart. colour in all the numbers that have a 9. I wonder if you can count how many numbers you found? **Parent/carer marking of work and feedback**	**Mathematics** Collect 3D objects around the house. Create a person using these shapes. Number of the day worksheet. Today's number is the number 11. **Parent/carer marking of work and feedback**	**Mathematics** Subitising colour in sheet. Play snakes and ladders with a family member. **Parent/carer marking of work and feedback**

1:00 to 2:00	Lunch	Lunch	Lunch	Lunch	Lunch
2:00 to 3:00	**10 minutes of independent reading** **Science and technology** Science: Unit: What is it made of? Lesson 3 **Parent/carer marking of work and feedback**	**10 minutes of independent reading** **HSIE** Discuss your special place and remember why it is special to you. Have a think about the special belongings that you have in your home eg toys, bedroom, pets etc. Complete the worksheet My house.. Think about how you and other people that live with you take care of your special place and your belongings. eg cleaning, gardening, painting etc. Draw a picture on the back of the worksheet of you helping with one of these things.	**10 minutes of independent reading** **Creative arts** Please refer to craft pack. Q is for queen - Craft or G is for goldfish Craft You can choose one or do both. **Parent/carer marking of work and feedback**	**10 minutes of independent reading** **PDHPE** Please refer to Mrs Nichols PDHPE pack **Parent/carer marking of work and feedback**	**10 minutes of independent reading** **PDHPE** Please refer to Mrs Nichols PDHPE pack **Parent/carer marking of work and feedback**

		Parent/carer marking of work and feedback			

Monday

Week 3, Term 2

Name: _____ Date: _____

Colour the pictures that begin with a ‘q’ sound.

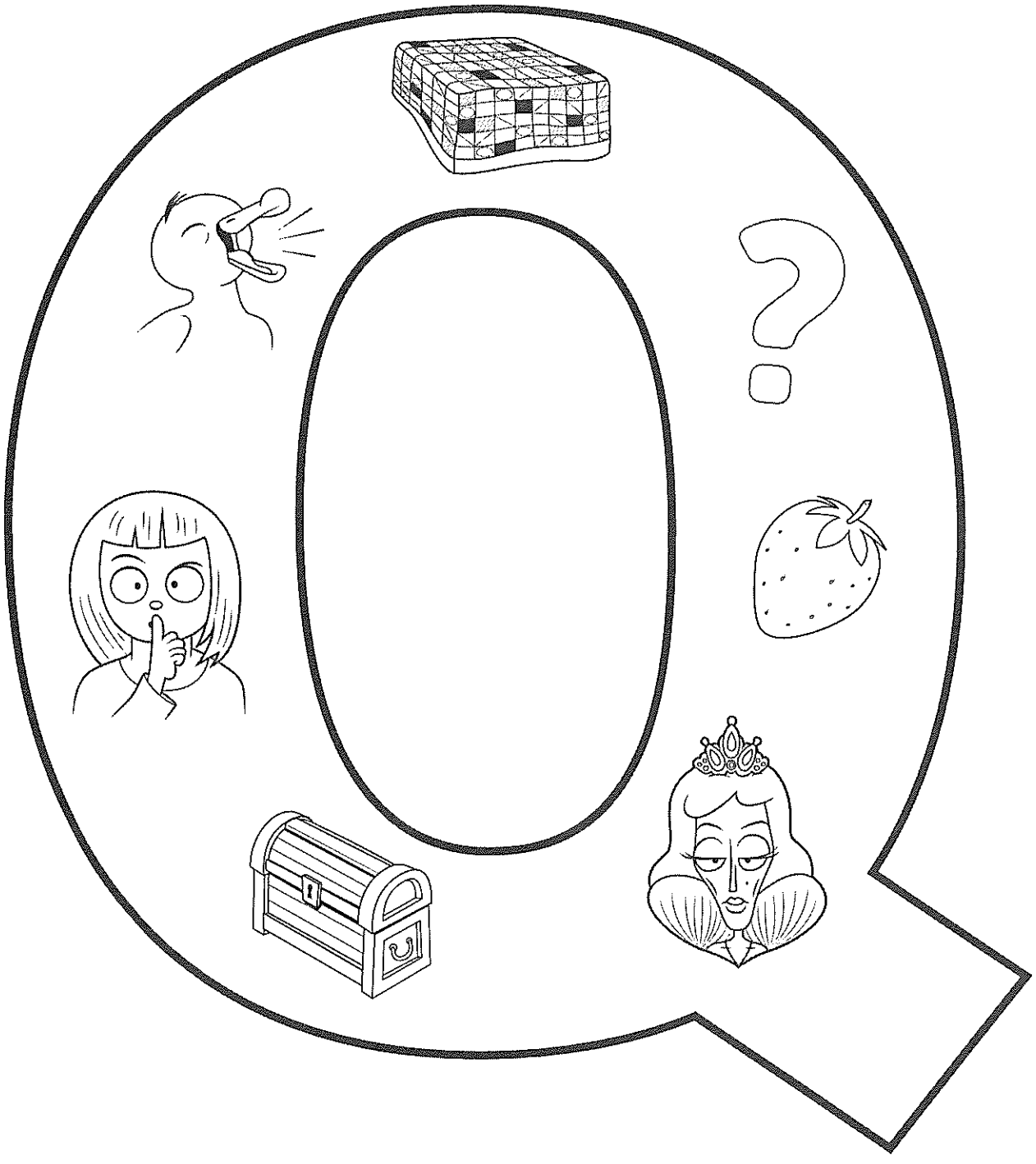

Qq

Lesson 30 · Worksheet 1

Name

Phonemic awareness

1 Add **q**. Read the word.

_____ueen



_____uail



_____uilt

___uack

2 Match each letter to a picture.

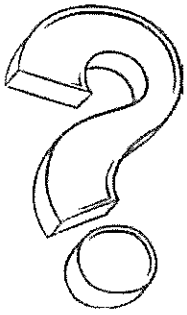

q

b

q

c

q

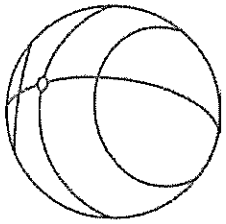



3 Colour the letters you know.

a	b	c	d	e	f	g	h	i	j	k	l	m
n	o	p	q	r	s	t	u	v	w	x	y	z

Copyright © Reading Eggs and Blake eLearning 2015

Name

Handwriting

Qq

Lesson 30 • Worksheet 2

1 Complete the balloons.

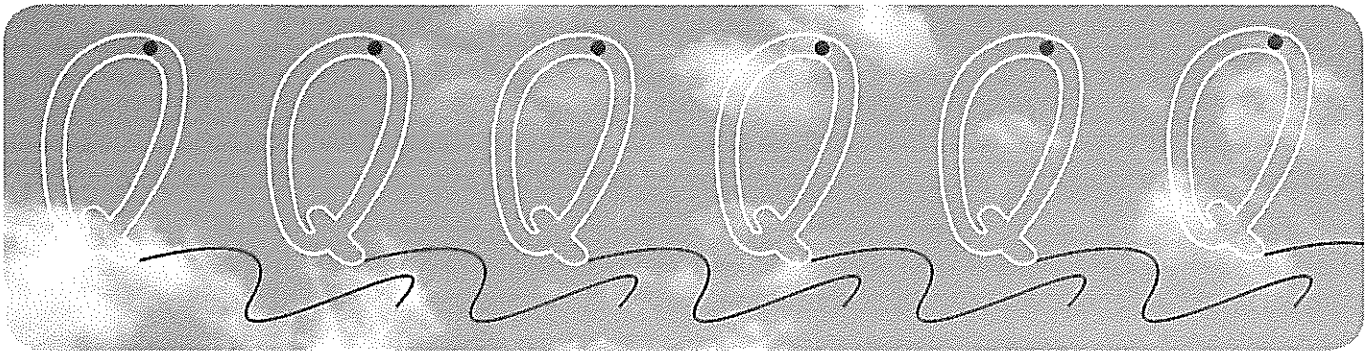

2 Trace and write.

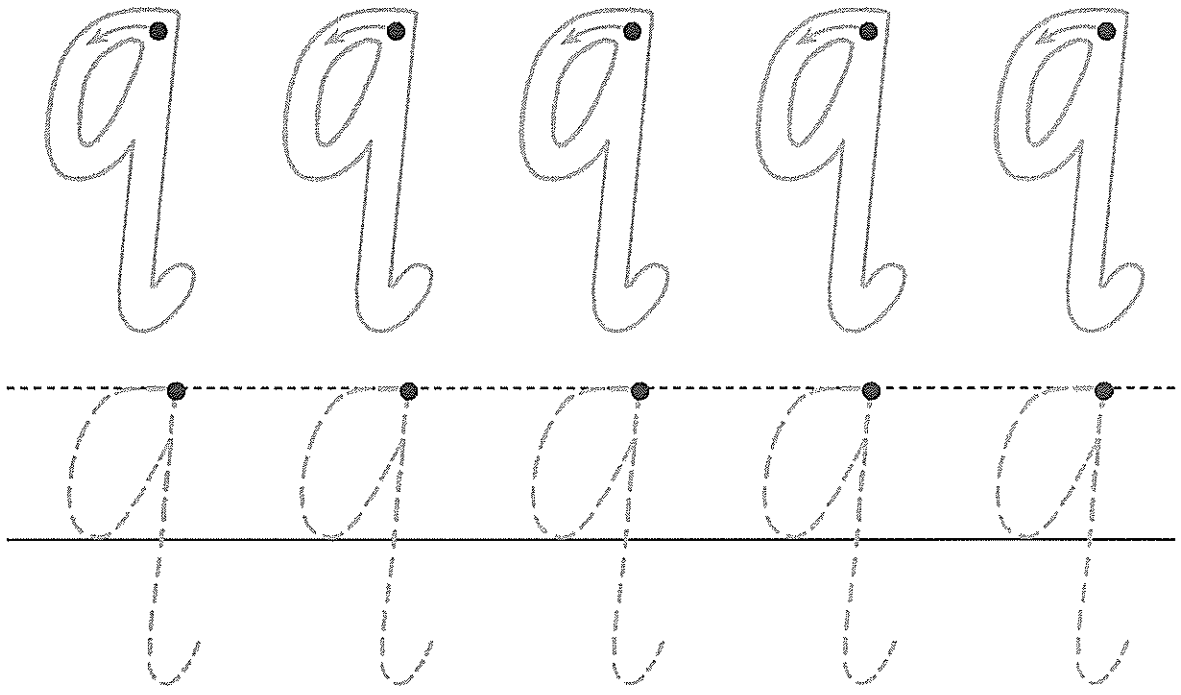

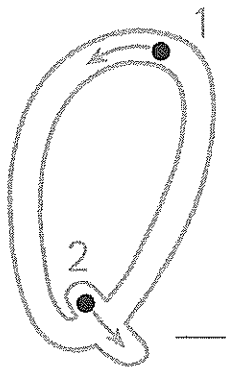

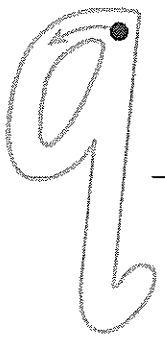

Circle your best letter.

Copyright © Reading Eggs and Blake eLearning 2015

Qq

Lesson 30 · Worksheet 3

Name

Initial sounds

Colour the pictures that start with the letter.



Copyright © Reading Eggs and Blake eLearning 2015

Name

Sight words

Lesson 30 • Worksheet 4

1 Read and write.

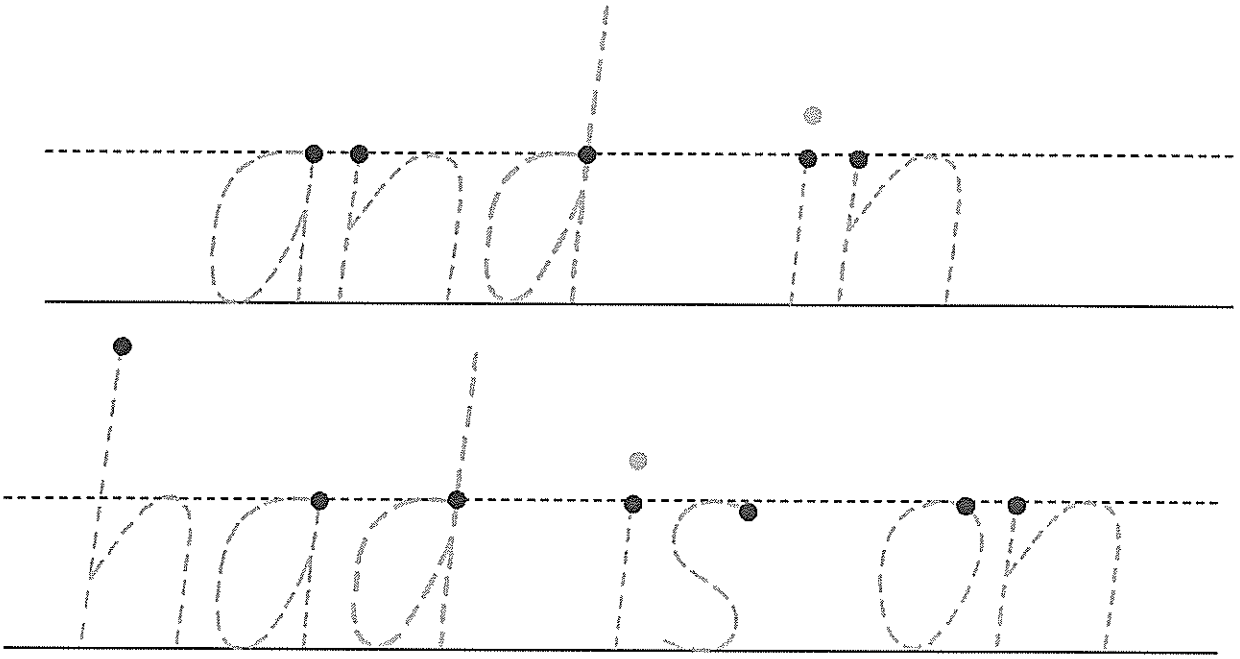

2 Put each word in a sentence.

I can see a rat _____ a cat.

The cat _____ in a tree.

The cat _____ a nap.

The rat is _____ a hat.

The rat is _____ a log.

Copyright © Reading Eggs and Blake eLearning 2015

Rainbow Words

Directions: Write each sight word in three different colors.

1. _____
_____
_____

2. _____
_____
_____

3. _____
_____
_____

4. _____
_____
_____

5. _____
_____
_____

Name: _____

- ❑ away
- ❑ cried
- ❑ good
- ❑ he
- ❑ home
- ❑ into
- ❑ ran
- ❑ went
- ❑ where

Go through your reader and find as many sight words as possible!

Tick the checkboxes as you find them!

Name: _____

- ❑ away
- ❑ cried
- ❑ good
- ❑ he
- ❑ home
- ❑ into
- ❑ ran
- ❑ went
- ❑ where

Go through your reader and find as many sight words as possible!

Tick the checkboxes as you find them!

Name: _____

Word	Tally Marks
away	
cried	
good	
he	
home	
into	
ran	
went	
where	

Name: _____

Word	Tally Marks
away	
cried	
good	
he	
home	
into	
ran	
went	
where	

3D detectives

Draw 4 objects that you found that are 3D.

NUMBERS 1-120

1	2	3	4	5	6	7	8	9	10
11	12	13	14	15	16	17	18	19	20
21	22	23	24	25	26	27	28	29	30
31	32	33	34	35	36	37	38	39	40
41	42	43	44	45	46	47	48	49	50
51	52	53	54	55	56	57	58	59	60
61	62	63	64	65	66	67	68	69	70
71	72	73	74	75	76	77	78	79	80
81	82	83	84	85	86	87	88	89	90
91	92	93	94	95	96	97	98	99	100
101	102	103	104	105	106	107	108	109	110
111	112	113	114	115	116	117	118	119	120

teachstarter

Science- What is it made of?

Lesson two:

1. Discuss how last week you went for a walk and created a map. What were some of the things you saw on your walk? What did they look like? How did they feel?
2. Introduce the word "object". Explain that the word object is used instead of using the word "things".
3. Look at different objects you can find in the house/classroom. Students describe the different objects they have found. For example,
   - What is the object? Eg, a wooden block
   - What is the object made of? Eg wood
   - Can you describe the object? Eg brown and small
   - Can you describe the material that object is made of? Eg, hard, smooth, heavy
   - Can you find another material that is the same?
4. Students complete "tell me about it" worksheet based on one object they have found around the house.

Science- What is it made of?

Lesson three:

Discuss words that you used last week to describe objects.

Game time!

Player 1: Student

Player 2: Adult or sibling

Student finds an object around the house/classroom and has to describe it to someone at home.

Player 1: finds an object.
Player 2: wears a blindfold or covers eyes.
Player 1: describes the object they have found. Eg how it feels, what shape the object is, what material it might be made of, how you can use the object.
Player 2: has to guess the object.
Now swap! Player 2 now needs to find the object and player 1 has to guess what it is.

Play as many time as you would like.

Make a list on your sheet of all the words that you used to describe the objects around the house.

What's it made of?

Record all the words you used to describe objects you found around the house.

Tuesday

Week 3, Term 2

The Letter Qq

Look around your house or classroom and draw pictures of all the objects you can find that start with q!

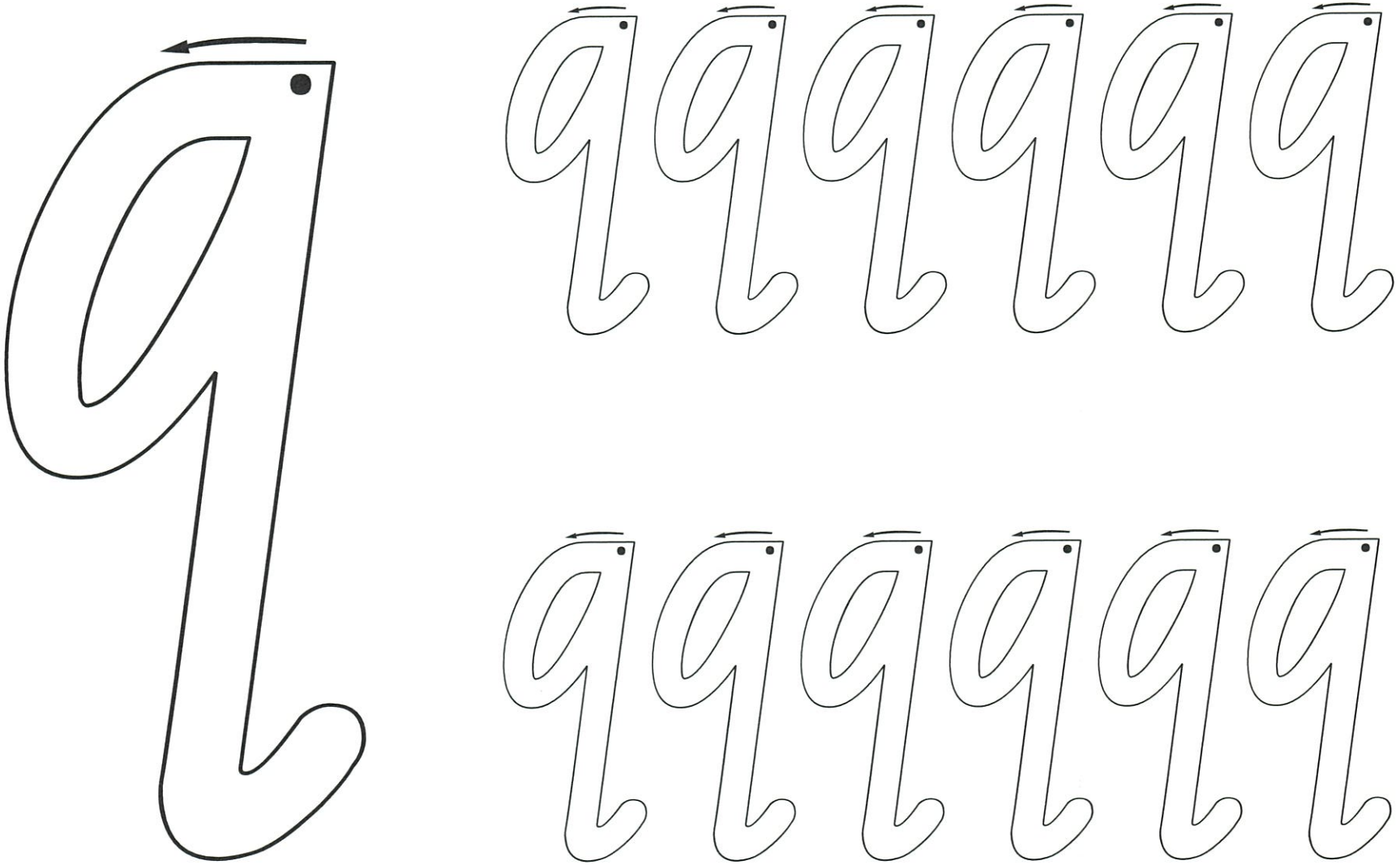

MISS Learning Bee

What happened in your story?

At the beginning	In the middle	At the end

3D- does it roll?

✓ For yes ✗ For no

Object	Predict	Result

NUMBERS 1-120

1	2	3	4	5	6	7	8	9	10
11	12	13	14	15	16	17	18	19	20
21	22	23	24	25	26	27	28	29	30
31	32	33	34	35	36	37	38	39	40
41	42	43	44	45	46	47	48	49	50
51	52	53	54	55	56	57	58	59	60
61	62	63	64	65	66	67	68	69	70
71	72	73	74	75	76	77	78	79	80
81	82	83	84	85	86	87	88	89	90
91	92	93	94	95	96	97	98	99	100
101	102	103	104	105	106	107	108	109	110
111	112	113	114	115	116	117	118	119	120

teachstarter

Name _____ Date _____

My House



Who lives in your house with you?

_____

_____

What is special about your house?

_____

_____

What is your favourite room in your house?

_____

_____

Why is it your favourite room?

_____

_____

Draw a picture of your favourite room in your house

Wednesday

Week 3, Term 2

Name: _____ Date: _____

Colour the pictures that begin with a hard ‘g’ sound.



Gg

Lesson 31 · Worksheet 1

Name

Phonemic awareness



1 Match each letter to a picture.

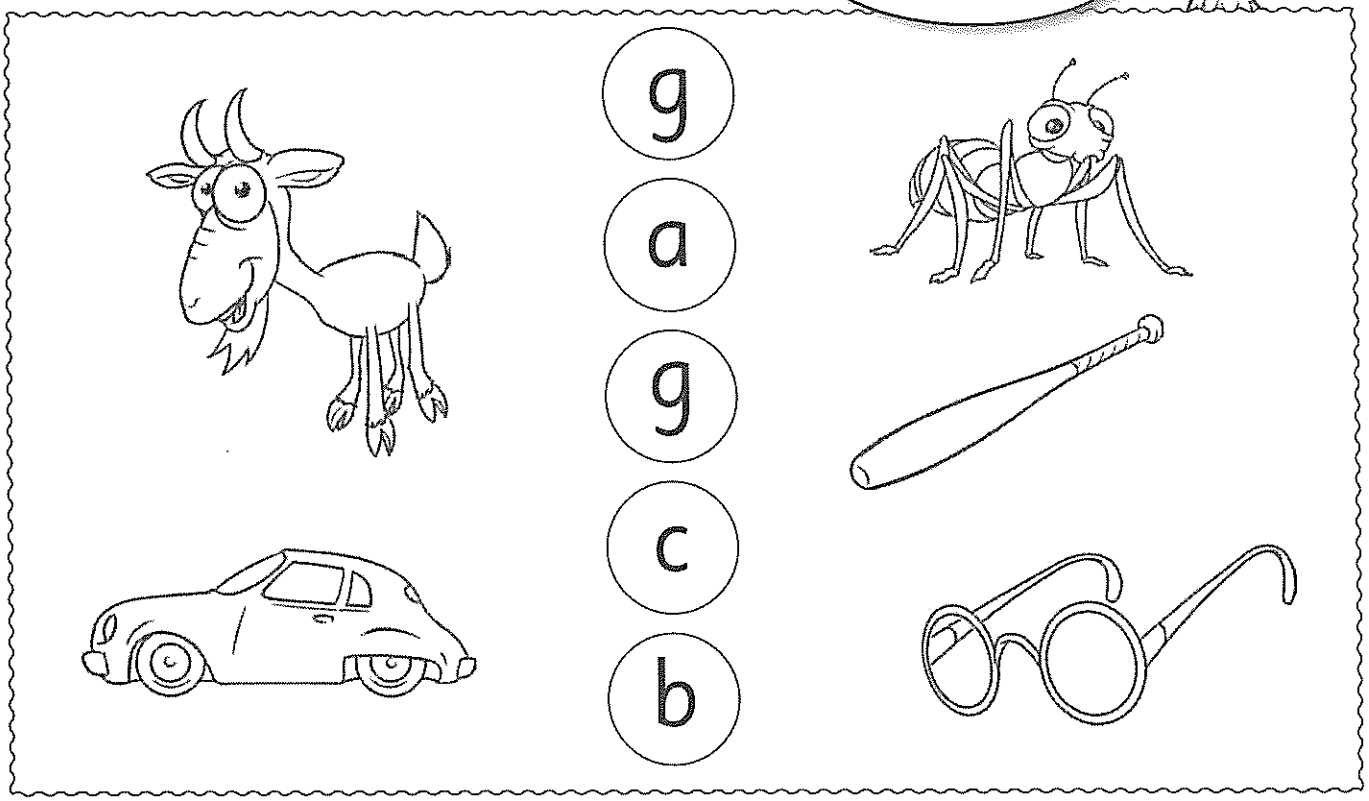

2 Join **g** things to Grumble goz.



3 Colour the **g** goldfish.

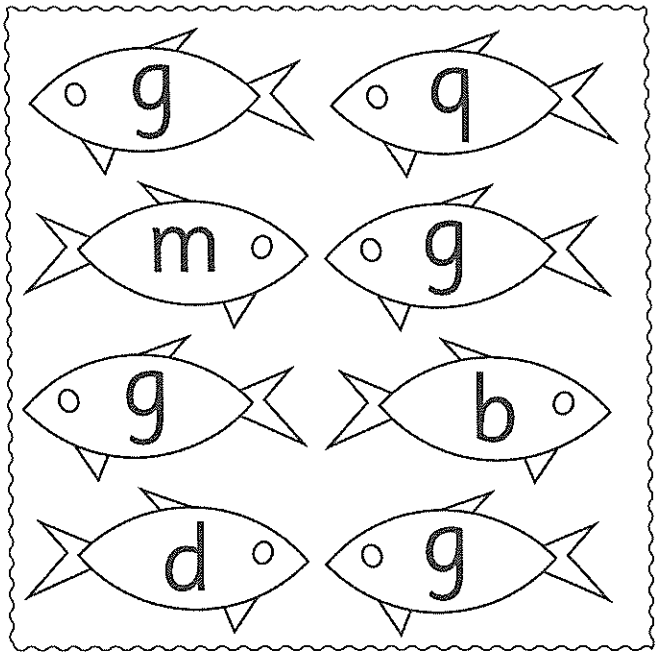

Copyright © Reading Eggs and Blake eLearning 2015

Name

Handwriting

Gg

Lesson 31 · Worksheet 2

1 Trace the wings of Grumble goz's friends.



2 Trace.

g g g g g

g g g g g

Circle your best letter.

Copyright © Reading Eggs and Blake eLearning 2015

Gg

Lesson 31 · Worksheet 3

Name

Initial sounds

1 Add **g** and then say the word.

___irl

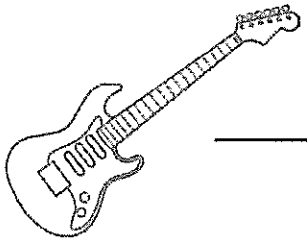

___uitar

___oose

___host

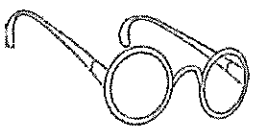

___lasses

___love

2 Colour Go go gizmo's garden.



Copyright © Reading Eggs and Blake eLearning 2015

Name

Gg

Lesson 31 • Worksheet 4

Check

1 Trace and write.

G _____ g _____

2 Circle every **G**.

G	D	G	G	C
G	C	G	Q	G

How many? ____

Circle every **g**.

g	g	g	y	g
j	b	g	a	g

How many? ____

3 Colour the pictures that start with **g**.

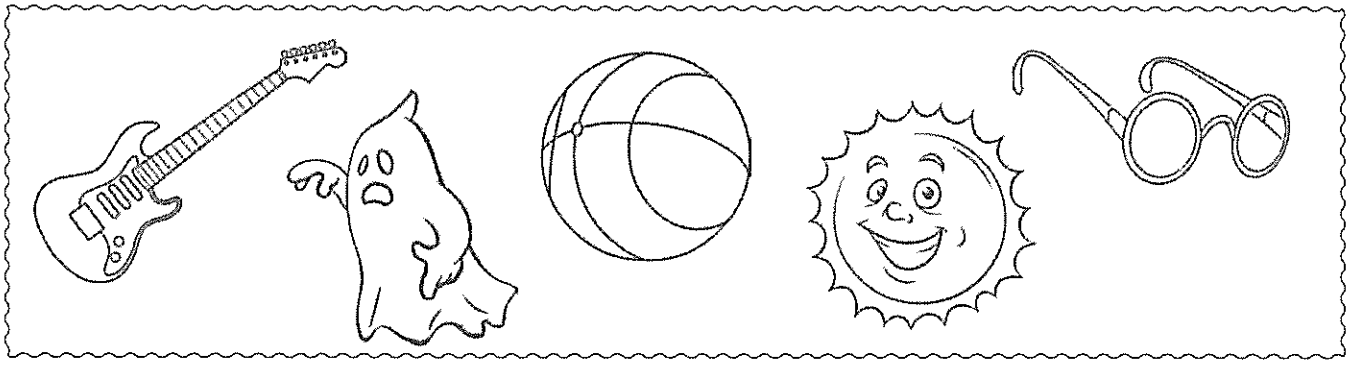

4 Add **g** and then say each word.

_____oose

_____ift

Copyright © Reading Eggs and Blake eLearning 2015

Green Words

a	w	a	y	g	o	o	d
i	v	y	g	r	a	s	s
w	h	e	r	e	r	a	n
t	u	r	t	l	e	s	x
i	n	t	o	h	o	m	e
f	r	o	g	w	e	n	t
c	r	i	e	d	p	e	a

away	**went**	**into**	**good**
home	**where**	**ran**	**cried**

Green Words

w	h	e	r	e	p	e	a
i	v	y	c	r	i	e	d
l	e	a	f	x	r	a	n
w	e	n	t	a	w	a	y
i	n	t	o	g	o	o	d
h	o	m	e	f	r	o	g
c	a	c	t	u	s	e	s

away	**went**	**into**	**good**
home	**where**	**ran**	**cried**

Green Words

c	u	c	u	m	b	e	r
l	a	w	n	h	o	m	e
g	o	o	d	i	n	t	o
r	a	n	w	h	e	r	e
c	r	i	e	d	i	v	y
w	e	n	t	a	w	a	y
l	e	t	t	u	c	e	s

away	**went**	**into**	**good**
home	**where**	**ran**	**cried**

Green Words

h	o	m	e	a	w	a	y
i	n	t	o	g	o	o	d
t	r	e	e	l	e	a	f
a	p	p	l	e	i	v	y
e	m	e	r	a	l	d	s
p	e	a	w	h	e	r	e
c	r	i	e	d	r	a	n

away	**went**	**into**	**good**
home	**where**	**ran**	**cried**

3D- curvy, flat, round

Curvy	Round	Flat

NUMBERS 1-120

1	2	3	4	5	6	7	8	9	10
11	12	13	14	15	16	17	18	19	20
21	22	23	24	25	26	27	28	29	30
31	32	33	34	35	36	37	38	39	40
41	42	43	44	45	46	47	48	49	50
51	52	53	54	55	56	57	58	59	60
61	62	63	64	65	66	67	68	69	70
71	72	73	74	75	76	77	78	79	80
81	82	83	84	85	86	87	88	89	90
91	92	93	94	95	96	97	98	99	100
101	102	103	104	105	106	107	108	109	110
111	112	113	114	115	116	117	118	119	120

teachstarter

Thursday

Week 3, Term 2

The Letter Gg

Look around your house or classroom and draw pictures of all the objects you can find that start with g!

Tic Tac Toe

Take turns with someone put down your counters. When you place your counter down, say the word. If you get three counters in a row, you win!



good	home	away
cried	where	went
he	ran	into

away	good	home
he	cried	where
went	ran	into

home	into	he
ran	away	good
cried	went	where

into	ran	he
away	where	cried
good	went	home

into	went	away
ran	where	home
good	he	cried

Pack your lunchbox!

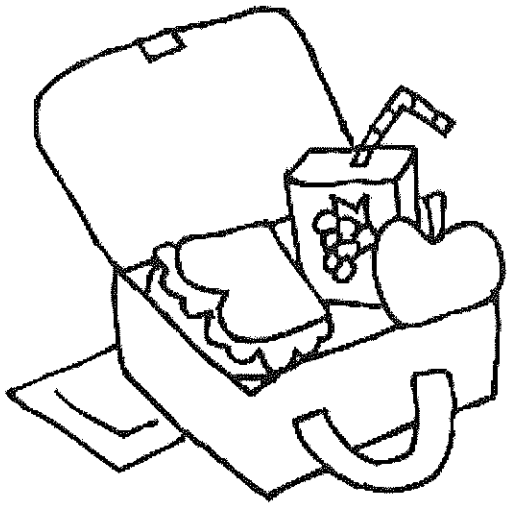

NUMBER OF THE DAY



Numbers before

Numbers after

Colour it:

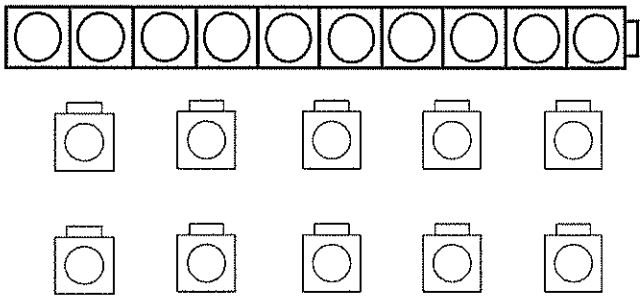

Tally it:

Write the word:

_____

The number is:

ODD EVEN

Show on the ten frames:

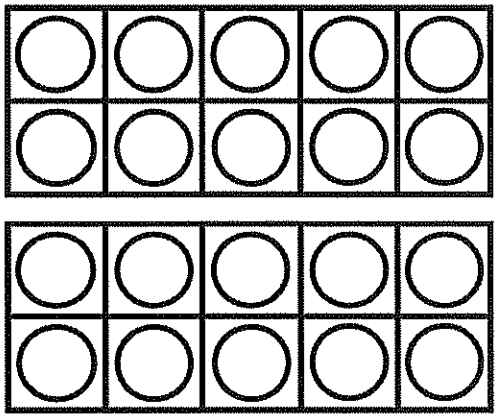

Draw it:

Friday

Week 3, Term 2

Who do call?

Ask a family member to write down your phone number. Practice writing it 5 times. Circle the best one.



teachstarter

Name_____

Easter - Colour by Subitising



Grey - 3

Pink - 4

Purple - 5

Green - 6

Yellow - 7

Blue - 8

Clip art by Creative Clips
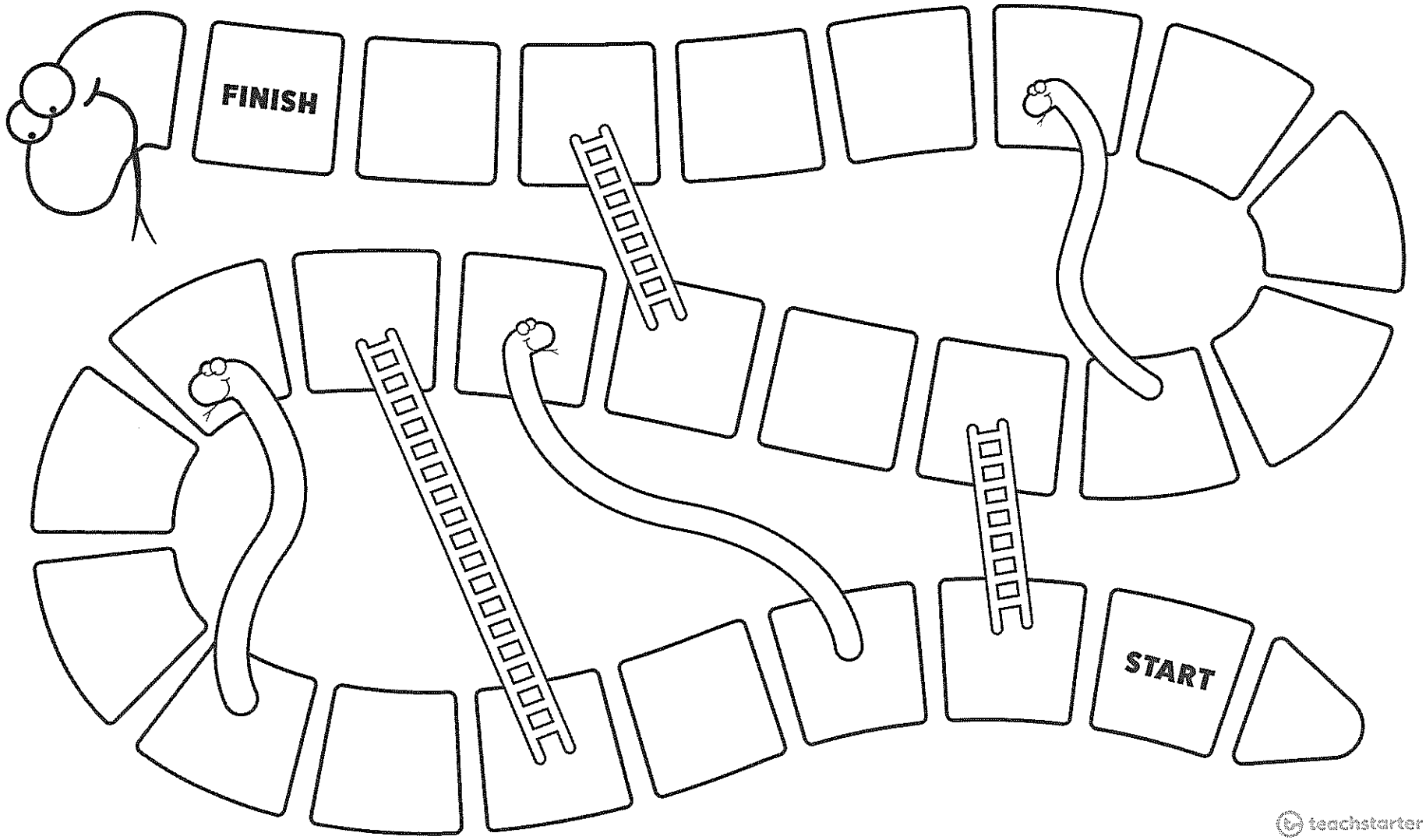
SNAKES AND LADDERS