








Peakhurst West Public School





Learning from Home Term 3, Week 2 2021-Kindergarten






Pick 2 items from each colour each day. Share at least 2 activities you do on Seesaw.

Daily Calendar 	Daily Calendar 	Daily Calendar 	Daily Calendar 	Daily Calendar 
<p>Phonics-Hh</p> <p>Youtube - Soundplay Australia, Children's song - the letter h Watch the video and then search your house or outside for things that start with the /h/ sound. Take photos or draw pictures of the things you find that begin with the letter and sound 'h'</p>	<p>Phonics-Hh</p> <p>Youtube - Jack Hartmann - Learn the letter 'h'. Watch the video. Did you have any of the h words from the song in your pictures yesterday? Which words did you miss? Add to your pictures from yesterday.</p>	<p>Phonics-Hh</p> <p>Handwriting - Practice your letter 'h' you can write on a piece of paper. Try to make the letter h from objects in your home. E.g. Use some playdough to make the letter h or flatten it out and draw it into the playdough</p> 	<p>CVC words</p> <p>What words do you know that rhyme with hit? If you would like, you can make a list of them or take a video of yourself saying them.</p>	<p>Sounds and words reading</p> <p>Go to Seesaw and complete the "Sounds and Words- Week 2" activity. Read the sounds and words. If you do not know what the word is, remember to sound out the word slowly and then say the word fast. Build the words with the tiles. Optional: Can you write a sentence using the words 'mat' and 'sat'. If you would like, you can upload a video of you using these words in a sentence or a photo of your sentence.</p> 
<p>Speaking and listening</p> <p>Which season is the best, summer or winter? Choose one and then think of some reasons why. Discuss with a family member. Record yourself making your choice and why you made it. Upload the video to Seesaw.</p>	<p>Speaking and listening</p> <p>What is better, playing outside or playing inside? Choose one and then think of some reasons why. Discuss with a family member. Record yourself making your choice and why you made it.</p>	<p>Sight words</p> <p>Read a book. Write a list of all the coloured sight words you found and tally how many times you found them.</p>	<p>Speaking and listening</p> <p>Students will need to start practicing for an unplanned speech in preparation for Public Speaking. Students should practise doing this at home with household objects, talking about what it looks like, what it is used for, why you like it?</p>	<p>Sights words</p> <p>Go to Seesaw and complete the "Say it, Make it, Write it" activity.</p>  <p>or</p> <p>Play a game of memory with your coloured sight words.</p>

<p>Writing</p> <p>Facts about koalas. Watch the video about koalas and complete the 'label the koala' activity on seesaw. Or you can draw a picture of a koala and label it yourself.</p> 	<p>Reading</p> <p>Read the passage (a) out aloud. Record yourself reading the passage using the microphone button on Seesaw. Answer the comprehension questions after reading. The activity will be posted on seesaw for you to complete</p> 	<p>Writing</p> <p>Sentence writing about koalas. Use the words in the word bank to write some descriptive sentences about koalas. You can type your sentences on seesaw, write them on paper or even record your voice saying your sentences on seesaw.</p> 	<p>Reading</p> <p>Read the passage (b) out aloud. Record yourself reading the passage using the microphone button on Seesaw. Answer the comprehension questions after reading. The activity will be posted on seesaw for you to complete</p> 	<p>Writing</p> <p>Choose some of your coloured sight words and write two or three sentences using them.</p>
<p>Area</p> <p>Use a tv remote. Find 3 objects in your house that are bigger and smaller than the remote. Remember when you are measuring, you need to measure the area by placing objects on top of one another. Choose some of these objects and order them from the smallest area to the biggest area.</p>	<p>Area</p> <p>Go to Seesaw and complete the "Can you circle the largest/smallest object in the group?" activity.</p> 	<p>Area</p> <p>Find one object that is bigger and smaller than your hand. Draw a picture of you measuring something that you discovered which was very big and something you discovered which was very small.</p>	<p>Area</p> <p>Choose one object for example, a block, and use it to measure things in your house. For example, how big is your book? What is the size of your tissue box? What is the area of your cereal box? (How many locks?) Upload a photo of your measuring onto Seesaw.</p>	<p>Fun Friday</p> <p>Go outside and count how many birds you see? How many white cars do you see? How many people do you see walking? Record your results as tallies and upload an image of your results to Seesaw.</p>
<p>Graphing</p> <p>Go to Seesaw and complete the " Graphing buttons" activity.</p> 	<p>Number of the week 10</p> <p>This week's number is 10. Can you find the number 10 in your house? Can you collect 10 objects? Using your 10 objects, can you make the friends of ten? If you would like, you can upload a photo or video of you making the friends of 10.</p>	<p>Number of the week 10</p> <p>Go to Seesaw and complete the "Number of the week- 10" activity.</p> 	<p>Farm addition</p> <p>Go to Seesaw and complete the "Farm Addition" activity.</p> 	<p>Maths movement</p> <p>Time yourself Have someone help you count how long it takes you to hop from one side of the room to the other. How long does it take to make your bed? How long does it take you to brush your teeth.? How long does it take to make your lunch?</p>

<p>Problem of the Day Miss T went fishing, on Friday she caught 3 fish and on Saturday she caught 6 fish. How many fish did she catch altogether?</p>	<p>Problem of the Day Ms Aekins has 6 birds and 4 of them are green. How many of her birds are blue?</p>	<p>Problem of the Day Miss J read 6 books at school and 4 more when she got home. How many books did she read altogether?</p>	<p>Problem of the Day Mrs Frouxiou caught 8 lady beetles in her backyard and she let 4 of them go. How many Lady beetles does she have left?</p>	<p>Problem of the Day Mrs Meoli had 9 strawberries for crunch and sip. She ate 6 of them. How many strawberries does she have left?</p>
<p>Science Lesson 1 Living things- Lesson 1 Go onto Seesaw to complete the activity. Watch the Jack Hartmann "Living Things" video from Youtube. Can you find any living things around your home/backyard/park? Draw and label what living things you found. If you would like to, you can upload a picture of your drawing to Seesaw.</p> 	<p>Karen meets the string family Learn about the string family and how musical techniques can be used to create mood, character and setting with Karen Pang and musicians from the Australian Chamber Orchestra on the set of 'There's a Sea in My Bedroom'. The link to this video will be posted to seesaw on the day.</p> 	<p>Geography Lesson 1- Different Places Go onto Seesaw to complete the activity. Look at the images and answer the questions. Complete the worksheet activities that are attached using the Seesaw writing tools to draw.</p> 	<p>Get active @home- Episode 2 Under arm Throw Watch the episode on throwing. Find a space in your house or go outside to practise your skills. The link to this video will be posted to seesaw on the day.</p> 	<p>Directed Drawing You will need: paper, a pencil and colour pencils Search for Art for Kids Hub Koala step by step drawing. Watch the video and follow along with the steps to draw a koala. The link to this video will be posted to seesaw on the day.</p>

<p>Letter 'h' craft</p>  <p>You will need paper, coloured pencils, scissors and glue.</p> <p>Draw the letter 'h' and then cut it out. Make the door, windows and roof for the house (and anything else you would like to add). Cut all the pieces out and glue onto your letter. Colour and decorate your letter craft.</p>	<p>Leaf rubbing art</p> <p>Go outside for a walk and find different types of leaves that have fallen down. Collect the leaves and use them to create an artwork. Place the leaves in a pattern on a table. Put a piece of paper on top and use a crayon/pencil to rub over the leaves so the pattern and texture shows on the paper.</p> 	<p>Get active @home- Episode 1 Catching</p> <p>Watch the episode on catching. Find a space in your house or go outside to practise your skills. The link to this video will be posted to seesaw on the day.</p> 	<p>Disco Dancing</p> <p>Today we are heading to the disco for some 1970s-inspired dancing fun!</p> <p>You will be learning from choreographer Virginia Ferris. She likes to be called Gin. A choreographer is a person who creates dance. Follow the link below on The Arts Unit Creative Classes website to complete the activities. The link to this video will be posted on seesaw on the day.</p>	<p>Taronga Zoo- Virtual Zoo Lesson</p> <p>Follow the link provided to watch a live video stream with the zookeepers at Taronga Zoo. The link to this live steam video will be posted on seesaw on the day.</p>
<p>Life Skills Task</p> <p>Can you practise tying your shoelaces?</p>	<p>Life Skills Task</p> <p>Can you help set the table for dinner?</p>	<p>Life Skills Task</p> <p>Can you pack away the clean dishes?</p>	<p>Life Skills Task</p> <p>Can you tidy an area of your room?</p>	<p>Life Skills Task</p> <p>Can you help make dinner?</p>