

WELCOME TO STAGE 2 AT PWPS



OVERVIEW

- ★ Introduce the Stage 2 Team
- ★ Routines
- ★ PBL – Rewards and Behaviour
- ★ Term 1 Content
- ★ Reading & Homework
- ★ Stage 2 Activities
- ★ Communication



STAGE 2 CLASS TEACHERS

- 2/3P – Ms Susan Power
- 3M – Miss Ellyse Muir
- 4D – Mr Jordan Dalamagas (AP)
- 4/5BP – Mr Mitchell Bishop/Mrs Sarah Pearce



3M RFF – RELEASE FROM FACE TO FACE

- Mr Phil Briggs
 - Science & Technology / Creative Arts (appreciation)
- Mrs Monica Meoli
 - Library

RFF is a time for teachers to collaborate, plan, prepare and undertake professional learning.



TEACHERS SUPPORTING STAGE 2

- Mrs Mary Floratos (AP Curriculum & Instruction)
- Ms Anita Stubis – Learning Support Teacher
- Marie Frouxiou – EAL/D
- Sophie Moutia – School Counsellor
- Mr Brendan, Mrs Regina, Mrs Jennifer – SLSO



ROUTINES

- ✓ 9:25 – Start of the day (Lunch Orders, Lined Up, ready to Learn)
- ✓ 9:30 to 9:45 – Morning Routine (Crunch and Sip, Mindfulness Journaling or DEAR Book)
- ✓ 9:45 to 11:15 – Morning Session (Focus on English)
- ✓ 11:15 – Eating Time
- ✓ 11:25 to 11:55 – 1st Lunch
- ✓ 11:55 to 1:55 – Middle Session (Focus on Mathematics and other Key Learning Areas)
- ✓ 1:55 to 2:25 – 2nd Lunch
- ✓ 2:25 to 3:25 – Afternoon session (PD/H/PE, Arts, HSIE)
- ✓ 3:25 – End of the Day

*RFF/Library, Assembly, Scripture, etc will affect some days









3M's Timetable



TERM 1

| Monday | Tuesday | Wednesday | Thursday | Friday |
|---|---------|---|---|---|
| <p><u>3-6 Assembly (even weeks)</u></p> <p><u>Homework given out</u></p> <p><u>Library</u> Students will need to bring their library bag each week.</p>  | | <p><u>Assembly (Odd Weeks)</u></p>  | <p><u>Scripture (SRE)</u></p>  <p>Students attend their preferred group.</p> | <p><u>Homework handed in</u></p> <p><u>Sport/PE</u> (Students should wear their sports shoes. Sport will start later this term)</p>  |

WEEKLY ROUTINES

- ✓ School Sport and PSSA – Friday 9:25am
- ✓ Assembly
 - ✓ Primary Students – Monday morning (even) 9:25am
 - ✓ Whole School – Wednesday afternoon (odd) 2:30pm
- ✓ Scripture – Thursday 2:30pm
- ✓ Library – Monday



PBL - REWARDS AND BEHAVIOUR

Whole School PBL Expectations

- + BE RESPECTFUL
- + BE RESPONSIBLE
- + BE SAFE



2024 WHOLE SCHOOL REWARD SYSTEM

Students can receive PBL Awards for consistently displaying the school PBL Expectations. These awards are called Peaky Awards or Peakys.



2024 WHOLE SCHOOL REWARD SYSTEM

| PEAKY AWARD | BRONZE AWARD | SILVER AWARD | GOLD AWARD | PLATINUM AWARD |
|---|---|---|---|---|
|  |  |  |  |  |
| <p>Students who display RESPECTFUL, RESPONSIBLE and SAFE behaviours will receive a PEAKY AWARD.</p> | <p>Students who receive 5 PEAKY AWARDS will receive a BRONZE AWARD at the Infants/Primary assembly.</p> | <p>Students who receive 3 BRONZE AWARDS will receive a SILVER AWARD at the Whole School assembly.</p> | <p>Students who receive 2 SILVER AWARDS will receive a GOLD AWARD at the Whole School assembly.</p> | <p>Students who receive 2 GOLD AWARDS will receive a PLATINUM AWARD at the Whole School assembly and be invited to an end of year PLATINUM PARTY.</p> |

NEW LOOK AWARDS ON THEIR WAY

Teachers will have tracking sheets displayed in the class, so that if awards get misplaced or damaged, the students will not be disadvantaged.



GOTCHAS AND CLASS BRONZE AWARD

Student can also receive **Gotchas** for displaying PBL expectations and achievements in class and/or the playground.



Class teachers will hand out **3 Bronze Awards** for individual student achievement at the primary assembly held on Monday Morning, even weeks at the Cola. This Bronze Award can be added to the students tracking chart.



TERM 1 CONTENT

- English: Fantastic Mr Fox
 - Reading Fluency and Comprehension, Vocabulary, Spelling, Creating Written Text (grammar, punctuation and language), handwriting and Conceptual Understanding (through the text, Fantastic Mr Fox)



TERM 1 CONTENT

- **Mathematics:** Representing numbers using place value (whole number and decimals), Additive relations (addition and subtraction), Multiplicative relations (multiplication and division), Partitioned fractions, Geometric measure (position, length and angles), Two-dimensional spatial structure (2D shapes and area), Three-dimensional spatial structure (3D objects and volume), Non-spatial measure (mass and time), Data, Chance



TERM 1 CONTENT

- **History: First contacts (Semester 1)**
- PDH: How can I include others? Integrated with PBL
- PE: How do I achieve success in games?
- Creative Arts: Visual Arts – Integrated with English
- Science & Technology: Earth and Space – How the Earth's surface changes over time (RFF)



READING & HOMEWORK

- Reading Logs: 30 min or more reading per night and complete the reading log.
- Homework: Will consist of English and Mathematics content that compensates the work taught in class. Submission will be confirmed as Google Classroom and Seesaw are still getting up and running. **At the moment we will be doing worksheets until then.**



STAGE 2 ACTIVITIES

- Leadership Opportunities (SRC, PBL)
- Yr 3 NAPLAN (Term 1 – March)



COMMUNICATION

Best way of communicating to the school and to the class teacher is via email to the school.

- School Email: peakhurstw-p.school@det.nsw.edu.au for student absences, any formal or medical documents, school based issues that the Principal, Stage 2 Supervisor and Teacher need to be aware of.
- Call the School: 9153 9767 for any reason of communication and a message will be given to the intended teacher/staff.
- Sentral App/school bytes: Absences and permission/payments
- Seesaw: Used to send out whole school communication. Can be used to send messages to teachers but is not the preferred method (NOT FOR ABSENCES).



CLASSROOM LAYOUT

Quiet Area (Tent) – This area is used as a quiet area as a pre-emptive and de-escalation strategy when students are beginning to feel agitated or overwhelmed, and need a space to feel calm and safe without being excluded from the class.

Grouped Desk – creates a collaborative learning space where students work together encouraging communication, connection, and partnership.

Floor space – allows for movement, flexibility, and various learning activities, accommodating diverse teaching methods. We particularly do floor work when doing hands on numeracy activities

Reading corner – a space for students to borrow and read age appropriate books in class

Individual trays – a place for students to store their belongings such as books, pencil case etc





We look forward
to having a great
year.



any questions?

