


Welcome to Stage 1!

Meet the Teacher 2024



Overview

- Who's Who in Stage 1
- Programming in Stage 1
- Classroom information
- Homework
- PBL and our reward system
- School information- birthdays, lunch breaks, crunch and sip, medicine, uniform
- Contacting us
- Questions

Who's Who in Stage 1

- Principal- Mrs Rebecca Ingram
- K/1K- Mrs Penny Kostoglou
- 1/2E- Ms Helen Elliott
- 1/2J- Miss Monique Jean-Louis (ES1 & St1 AP)
- 1/2R- Ms Katrina Reid
- 2/3P- Mrs Power



PWPS Bell Times

School Start: 9:25 am

9:25 - 11:15 - Session 1 - Literacy (this session will also include crunch and sip)

11:15 - 11:25am - Supervised lunch eating time

11:25 am- 11:55am - Lunch Play 1

11:55am - 1:55pm - Session 2 - Maths

1:55pm - 2:25pm - Lunch Play 2

2:25pm - 3:25pm - Session 3- Additional Learning Areas

A graphic with the text 'bell schedule' in a bold, grey, sans-serif font. The word 'bell' is on the top line and 'schedule' is on the bottom line. A small red bell icon is positioned between the two words. The background is a light grey rectangle.

bell  schedule

Programming for Term 1

- + **English-** Initial Lit program (Phonics based) and following the DoE Units
- + **Maths-** Following the DoE Units
- + **Library-** Library Routines and Skills (Release from Face to Face)
- + **Physical Development and Health-** How can I play fairly?
- + **Creative arts-** Visual Arts
- + **PE-** Fundamental movement skills
- + **History-** The past and the present
- + **Science-** Earth's resources (Release from Face to Face)

1/2J's Week at a glance

Monday	Tuesday	Wednesday	Thursday	Friday
Mrs Frouxiou (Executive Release)	Science- Mr Briggs (Release from face to face teaching)	Library with Mrs Meoli Assembly (odd weeks)	Scripture	Sport

Stage 1 Expectations

- Regular home reading
- Organisation – bringing equipment/handing in notes/awards etc - Each teacher will have their own system for this.
- Absent notes- A signed and dated note or email must be sent to school explaining the reason your child was away as soon as they return back. Seesaw can be used to let the class teacher know as a courtesy, however, this is not to be communicated instead of an email or note to the office.

Homework- starts this week

Homework is sent home each Monday and must be completed and returned on Friday. Homework is an opportunity to revise and discuss concepts that are being taught at school during that week.

- **Home Reading-** read every night with your child and complete the home reading log. Students will be sent home with 2 home readers per week and 2 library books. These can be included in home reading.
- **Weekly Spelling-** linking to InitialLit focus. To be completed in their homework book.
- **Maths-** choose one activity from the grid to complete per week. To be completed in their homework book.

PBL – REWARDS AND BEHAVIOUR

Whole School PBL Expectations





- + BE RESPECTFUL
- + BE RESPONSIBLE
- + BE SAFE

2024 WHOLE SCHOOL REWARD SYSTEM

Students receive PBL Awards for consistently displaying the school PBL Expectations. These awards are called Peaky Awards or Peakys (formerly known as a Reward Card).



2024 WHOLE SCHOOL REWARD SYSTEM

PEAKY AWARD	BRONZE AWARD	SILVER AWARD	GOLD AWARD	PLATINUM AWARD
 <p>Students who display RESPECTFUL, RESPONSIBLE and SAFE behaviours will receive a PEAKY AWARD.</p>	 <p>Students who receive 5 PEAKY AWARDS will receive a BRONZE AWARD at the Infants/Primary assembly.</p>	 <p>Students who receive 3 BRONZE AWARDS will receive a SILVER AWARD at the Whole School assembly.</p>	 <p>Students who receive 2 SILVER AWARDS will receive a GOLD AWARD at the Whole School assembly.</p>	 <p>Students who receive 2 GOLD AWARDS will receive a PLATINUM AWARD at the Whole School assembly and be invited to an end of year PLATINUM PARTY.</p>

Teachers will have tracking sheets displayed in the class, so that if awards get misplaced or damaged, the students will not be disadvantaged.

Birthdays

- If it is your child's birthday and you would like to send a treat for their friends in the class please **only send in Zooper Doopers (we will put them in the freezer) or popcorn (preferably Kool Pak Popcorn).**
- We will send the items home at the end of the day as the students leave the school. This will allow parents to decide whether or not the treat is appropriate for their child.

Crunch & Sip



Uniform

Children in K-2 do not require a sports uniform



Summer uniform (boys and girls)

- School aqua coloured polo shirt – short sleeve
- Black shorts with school embroidery
- White socks with black school shoes or black sneakers
- School hat



Alternative girl's summer uniform

- Aqua tunic
- White socks with black school shoes or black sneakers
- School hat



The background of the slide is a vibrant, cartoon-style illustration of various colored crayons. The colors include red, green, blue, purple, orange, and yellow. Some of the crayons have the word "Crayon" written on them in white or black text. The crayons are arranged in a scattered, overlapping pattern against a light blue background.

Medicine

- + If your child needs medicine it should be given to office so that it can be administered
- + Please ensure that it is labelled and includes dosage

Contacting the teachers

- Emailing the school at peakhurstw-p.school@det.nsw.edu.au with the name of the teacher in the subject line is one of the more efficient ways.
- ***Calling and leaving a message*** with the office is also reliable.
- ***Seesaw is available*** although teachers may or may not check this at different times throughout the school day. If it's an important message, the best course of action is to contact the office.

Pick up procedures

- If you are unable to pick your child up from school and you need to make alternative arrangements. Call or email the school office of the change and they will let classroom teachers know.
- If your child attends language schools or karate on site, please advise your child's classroom teacher.
- If your child attends OOSH, please let your classroom teacher know the days they go and call us to let us know if they are attending.
- If someone different is picking your child up, please communicate this with them prior to the school day.



- Teachers will communicate classroom announcements to parents via SEESAW.
- Student work samples and photos will be uploaded throughout the year.

Questions??

